




michigan community college association

LEADERSHIP ACADEMY

# Bridging the Gap:

**Improving Dual Enrollment Partnerships to Ease  
the Transition to College**

September 26, 2024  
MCCA Student Success Summit



# Student Success Project Team & Advisor

- Bentrelle Carroll, Director of Compliance at Lansing Community College
- Jon Foco, Director of Business Services at Delta College
- Kari Klemme, Marketing Strategist at Gogebic Community College
- LaToya Mason, Ph.D., Dean of Health Sciences at Lake Michigan College
- John Thiel, Dean of Arts and Sciences at Kirtland Community College



Advisor: Holly Diamond, Vice President of Student Affairs at Henry Ford College

# Agenda Overview

- Focus and Problem Statement (Kari)
  - Gogebic Community College
- Benefits to Stakeholders (John)
  - Kirtland Community College
- Goals (Jon)
  - Delta College
- Managing Change and Potential Challenges (LaToya)
  - Lake Michigan College
- Recommendations (Bentrelle)
  - Lansing Community College



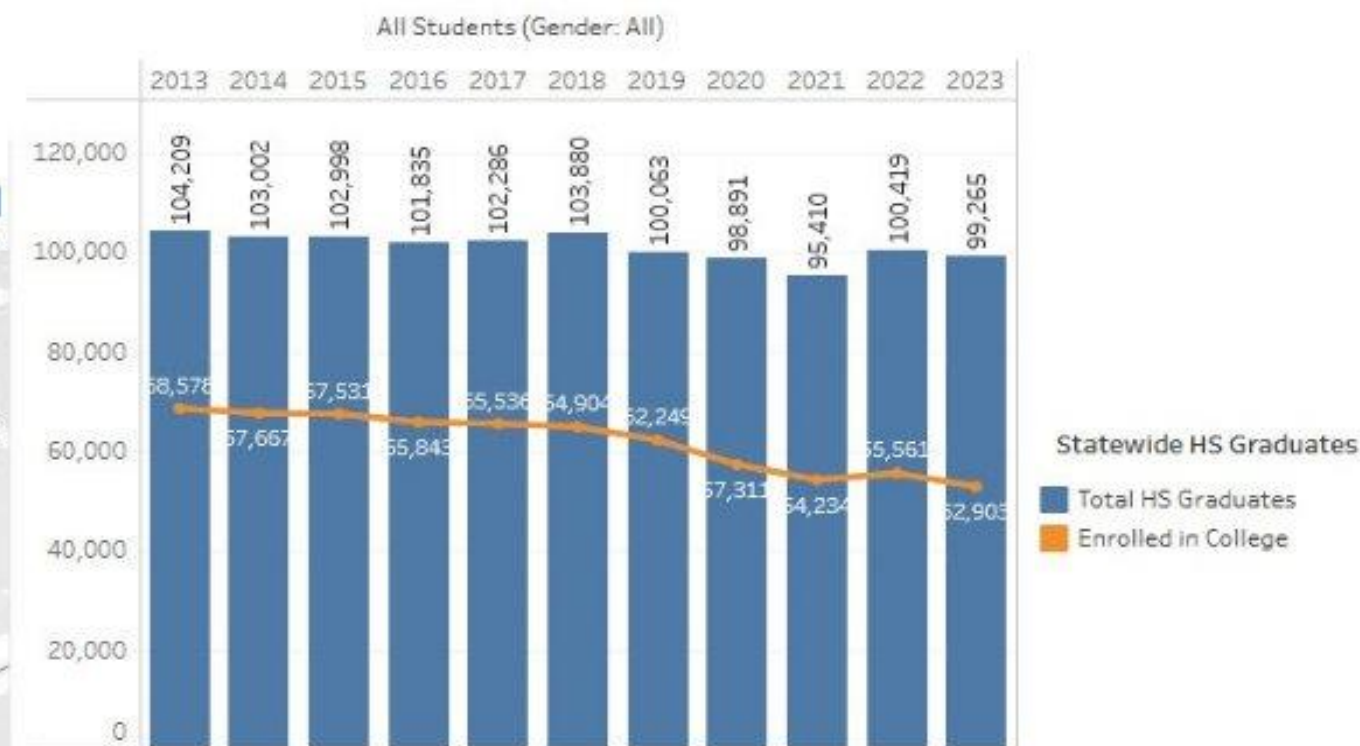
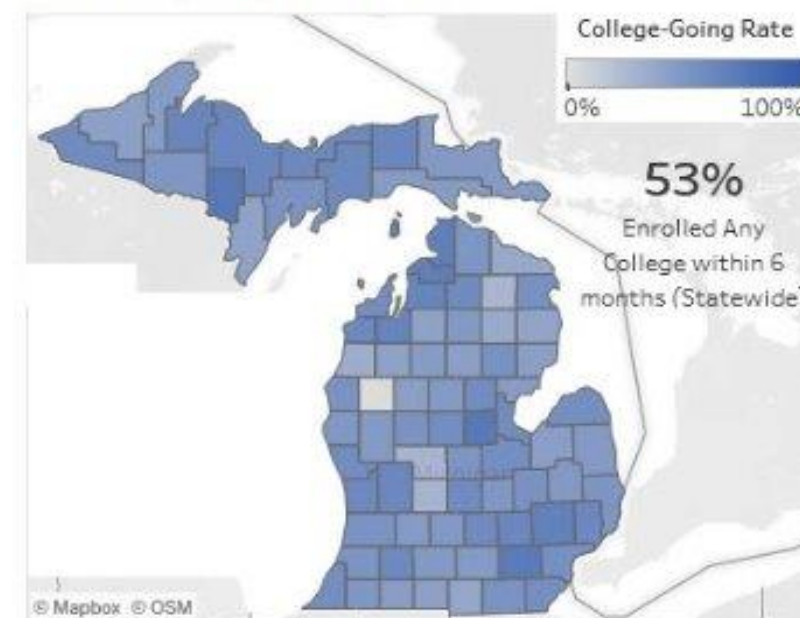
# Problem Statement

To increase dual enrollment and early middle college participation, community colleges need to focus on developing stronger relationships with high schools and their stakeholders to ensure that our resources are used to the maximum benefit of both sides.

## The High School to College Transition in Michigan


Statewide there are fewer high school graduates, and even fewer students enrolling at any college immediately after HS.

Michigan College-Going Rates by County  
2023 HS Graduates, All Students (Gender: All)  
Enrolled Any College within 6 months



slido

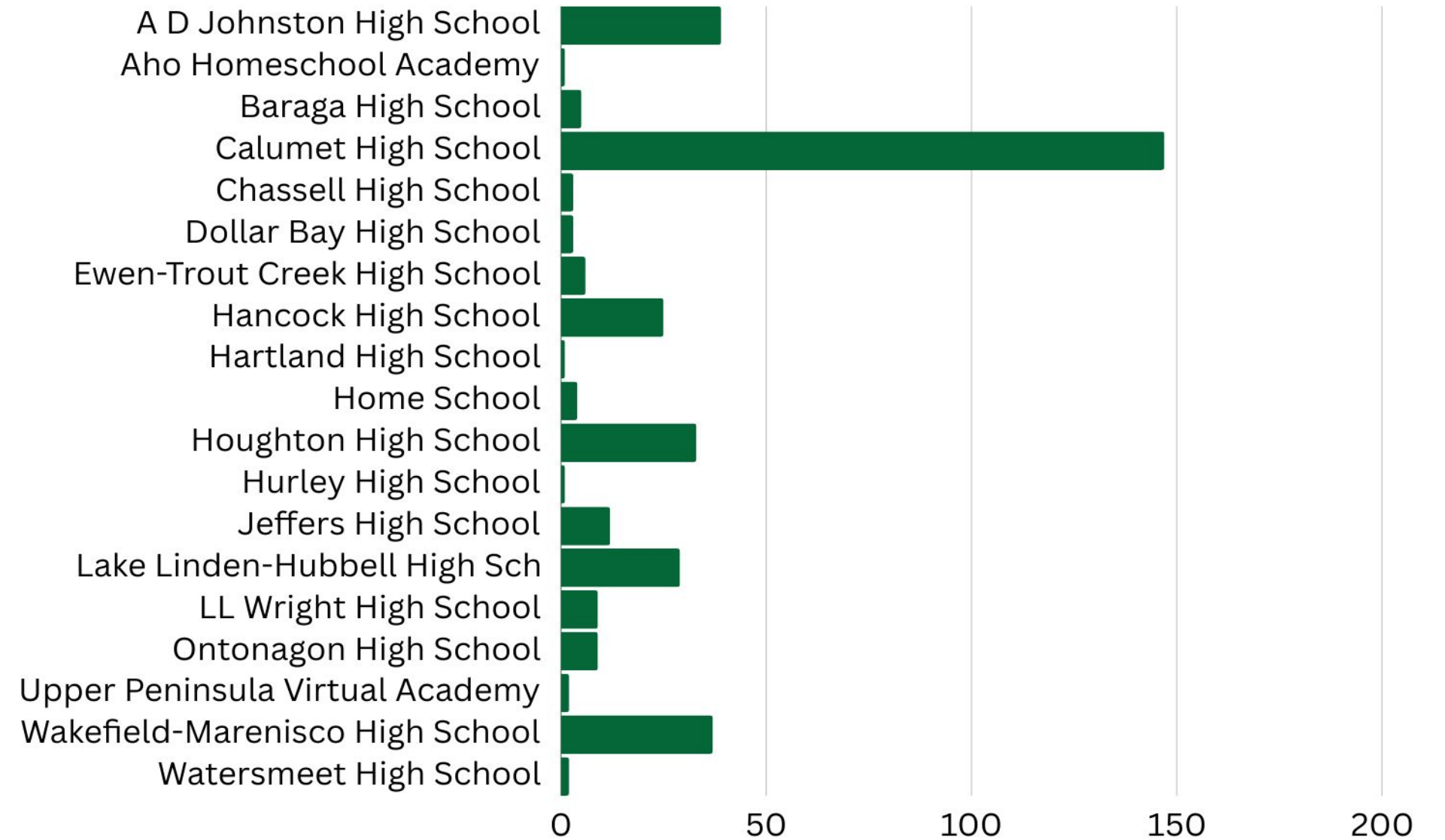
Join at  
**slido.com**  
**#5601 906**



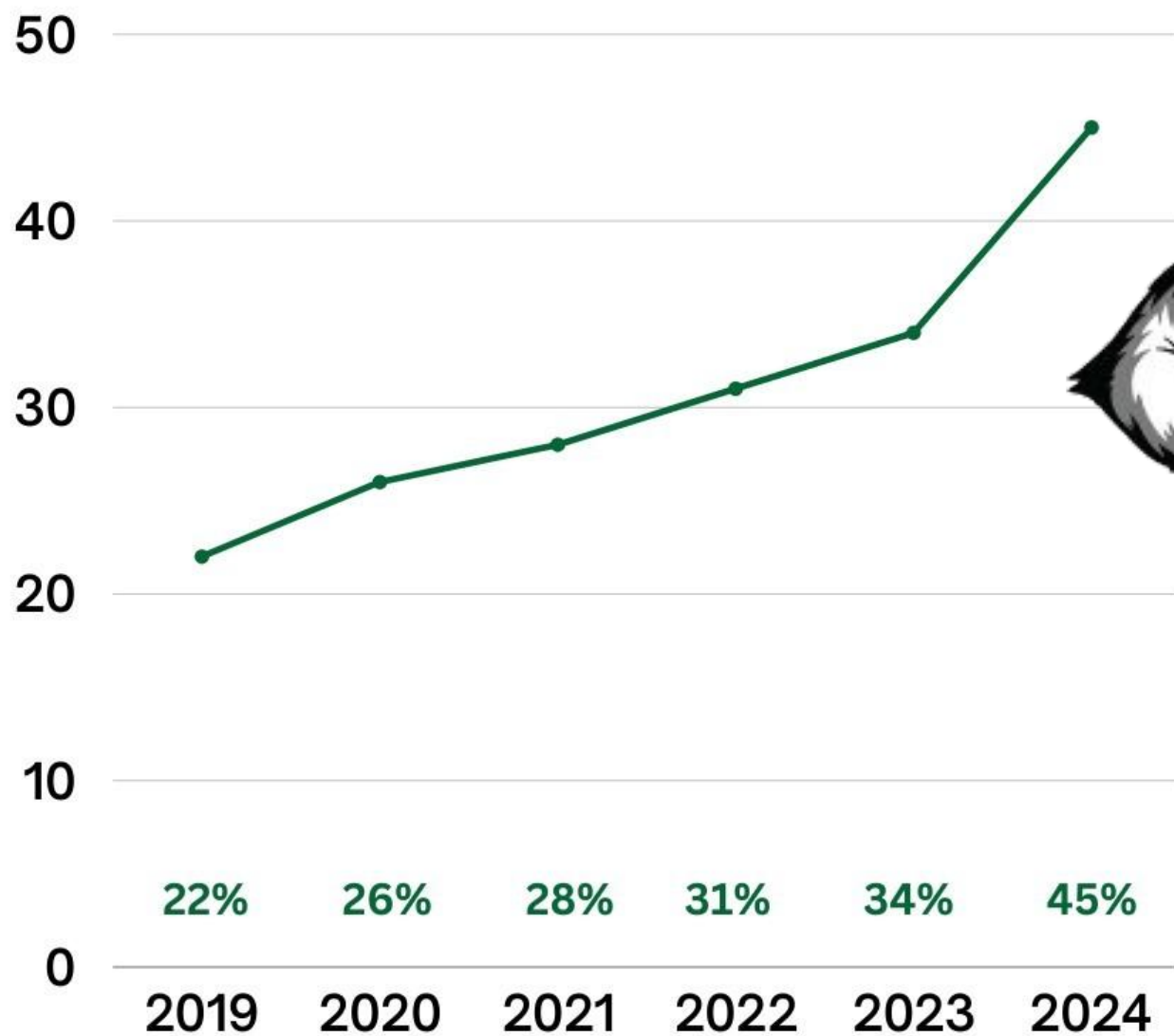
# GCC Early College/Dual Enrollment Service Area



## Dual Enrollment/Early College 2023 Headcount per High School




### Dual Enrollment/Early College Percentage of Total Headcount



Academic Year ----->	2024	2023	2022	2021	2020	2019
Dual Enrolled Headcount	125	175	149	119	107	96
Early College Headcount	152	189	173	178	176	162
Total DE/EC Headcount	277	364	322	297	283	258
Total unduplicated Headcount	622	1076	1048	1057	1077	1162
% Dual Enrolled of total headcount	20%	16%	14%	11%	10%	8%
% Early College of total headcount	24%	18%	17%	17%	16%	14%
Combined total % of total headcount	*45%	34%	31%	28%	26%	22%

# Benefits To Stakeholder Groups:

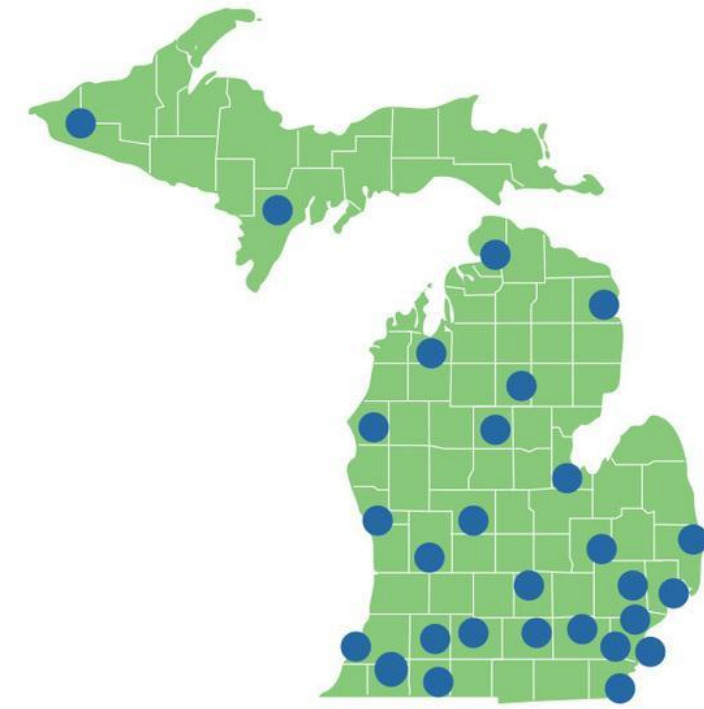
## The Students



- Early exposure to college-level rigor
- Increased chances of earning a degree
- Michigan Transfer Agreement completion
- Exposure to postsecondary fields of study

Source: <https://highered.aspeninstitute.org/wp-content/uploads/2020/09/ASP-2020-Dual-Enrollment-Playbook.pdf>

# Benefits To Stakeholder Groups: The College



- Potential for increased enrollment and revenue
- Potential for more post-graduation enrollment by local high school students
- Stronger relationships with with K-12 administrators, teachers, and counselors
- Improving public views of higher education



Source: <https://highered.aspeninstitute.org/wp-content/uploads/2020/09/ASP-2020-Dual-Enrollment-Playbook.pdf>



# Benefits To Stakeholder Groups:

## The Community

- Better trained workforce through talent development
- Financial benefit to parents who might have difficulty with university tuition
  - Potential impact of Michigan Community College Guarantee?



Source: <https://highered.aspeninstitute.org/wp-content/uploads/2020/09/ASP-2020-Dual-Enrollment-Playbook.pdf>

# Benefits of Dual Enrollment

98.0%

Percent of EMC or DE students who graduated from high school on time in 2021-2022 compared to 82.9% of non-EMC and non-DE students.

44.1%

Percent of EMC or DE students who graduated high school in 2017-2018 and earned a postsecondary degree/credential within four years of high school graduation, compared to 21.1% of non-EMC and non-DE students who graduated the same year.

77.1%

Percent of dually enrolled students who enrolled in college within 12 months of high school graduation (includes only DE students who graduated high school in 2020-2021).

28.7%

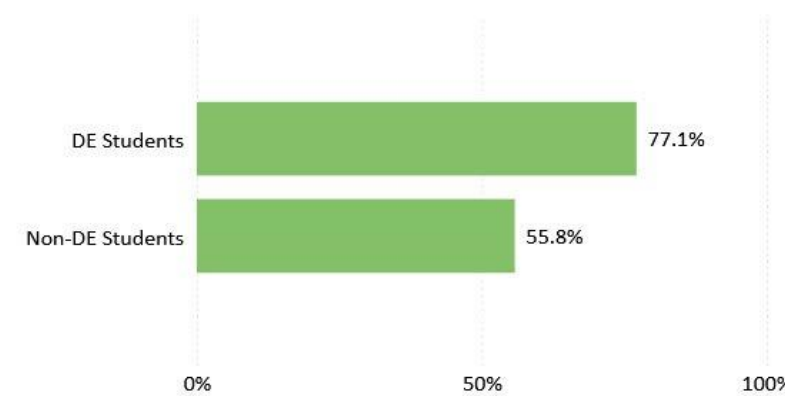
Percent of DE students who earned a bachelor's degree within four years of high school graduation (includes only DE students who graduated high school in 2017-2018).

17.1%

Percent of DE students who earned at least 24 credits while still in high school (includes only DE students who graduated high school in 2021-2022).

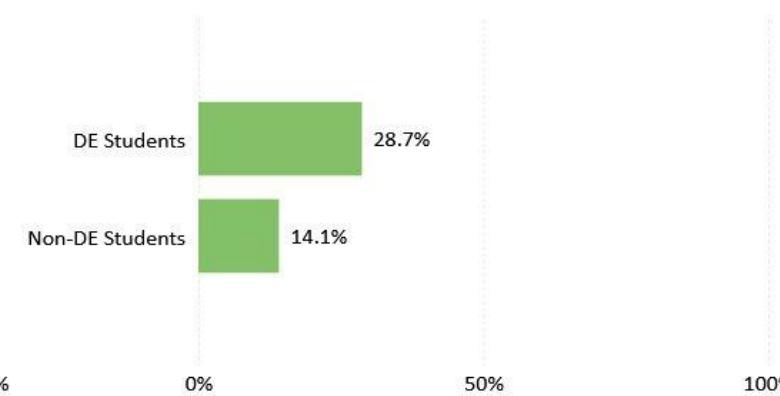
**Enrolling in College Within 12 Months of High School Graduation**

(Includes only students who graduated in 2021-2022)



**Percent of Students Earning a Bachelor's Degree Within Four Years of High School Graduation**

(Includes only students who graduated in 2017-2018)



Source: Michigan High School to College Dashboard (<https://public.tableau.com/app/profile/erica.oriens/viz/MCCAHighSchooltoCollegeDashboard/StatewideContext>)

# Data Analysis: Kirtland Community College

Source: Michigan High School to College Dashboard ([://public.tableau.com/app/profile/erica.oriens/viz/MCCAHighSchooltoCollegeDashboard/StatewideContext](https://public.tableau.com/app/profile/erica.oriens/viz/MCCAHighSchooltoCollegeDashboard/StatewideContext))

## How do college-going rates differ by high school?

2022 HS Graduates, ISD: C.O.O.R. ISD, Gender: All Students

Selected College: Kirtland Community College



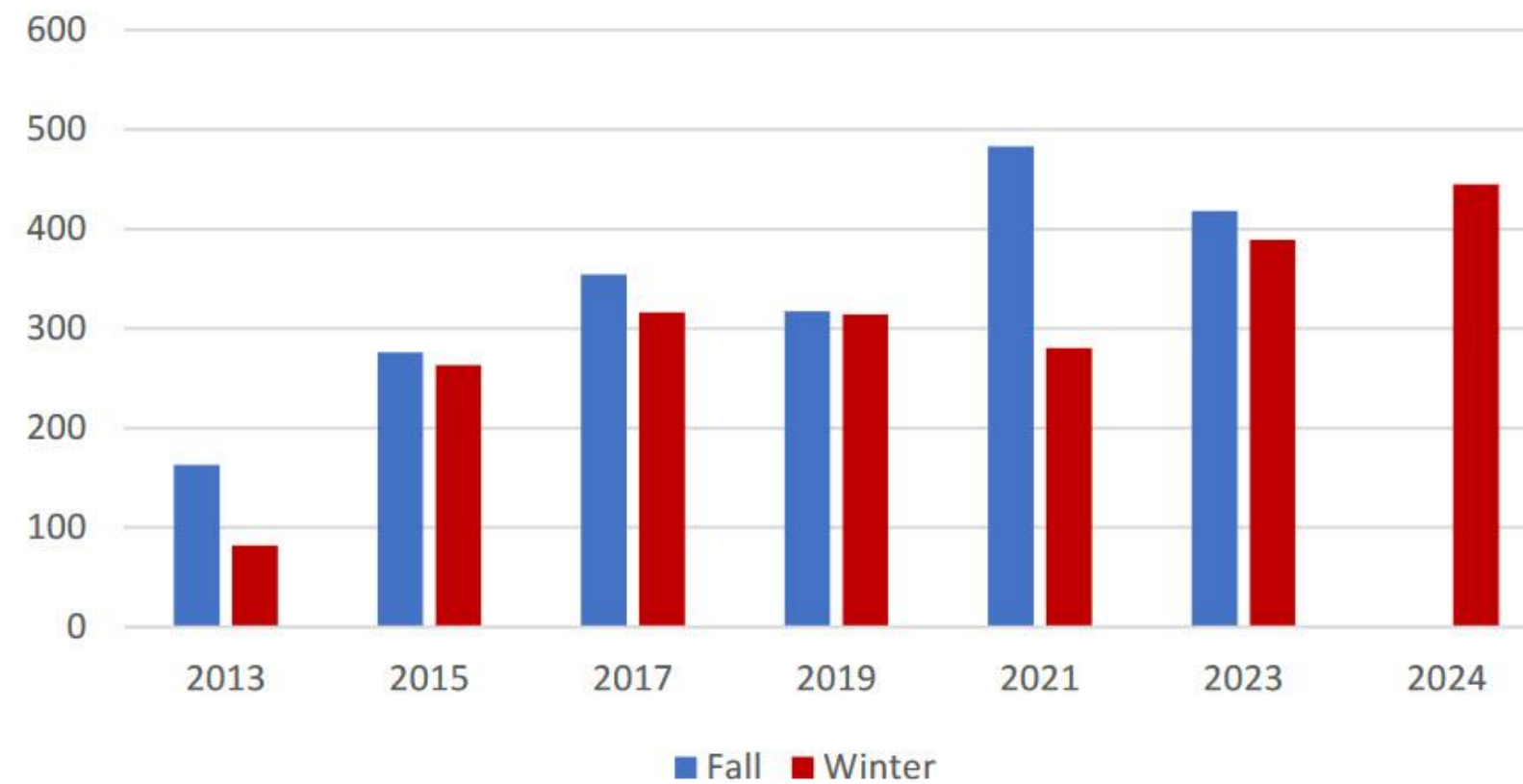
Building (ISD)	Total HS..	First Enroll..	College-Goi..	No College
Ogemaw Heights High Sc..	107	10	56%	47
Grayling High School (C.O...	101	17	57%	43
Roscommon High School (..	71	15	48%	37
Houghton Lake Jr./Sr. Hig..	66	12	42%	38



# Data Analysis: Kirtland Community College



Dual Enrollment Headcount



YEAR	FALL
10-11	83
11-12	71
12-13	121
13-14	160
14-15	224
15-16	270
16-17	343
17-18	359
18-19	319
19-20	317
20-21	315
21-22	385
22-23	364
23-24	418

Source: <https://www.kirtland.edu/wp-content/uploads/institutional-reports-and-documents/Kirtland-Factbook-July-2024.pdf>

# Goals for Improvement

- Increased numbers of dual enrollment/early middle college agreements with local school districts
  - Uniformity of Contracts K-12
- Improvements in college readiness through exposure to dual enrollment courses, summer bridge programs, etc.
  - Remove Payment Barriers
- Increase faculty to accommodate the number of students enrolling in dual enrollment/early college programs.
  - Core Classes > Defined Schedule
  - Staffing Challenges



# Dual Enrollment & Early Middle College

DE/MC Enrollment Trend



# Dual Enrollment 2023-2024

## 1740 Students

- 58 Partners
- 11 Middle Colleges
- 433 EMC Students
- 20% of Student Population
- Avg GPA 3.35
- Fall – Winter Retention 89.4%



## 91% from Bay, Midland, and Saginaw Counties

- 30 Schools
- 1580 students



# Secondary Partners

## Dual Enrollment

- 58 High Schools and Career Centers

**EMC High School:** stand-alone public high school, where 100% of the pupils are enrolled as EMC pupils.

- Bay City Central High School Early Middle College High \*new 23-24
- Great Lakes Bay Early College (GLBEC)
- Meridian Early College High School

**EMC Program** is a high school program designed to serve less than 100% of the high school population.

- Bullock Creek Early College Program
- Coleman Early College Program
- Hemlock High School Early Middle College
- Merrill Early College
- Michigan International Prep
- Midland Public Schools Early Middle College (Midland & Dow High)
- Ogemaw Heights Career Tech Early College

**EMC Consortium** program is comprised of multiple school districts with one coordinating agency.

- BAISD EDGE Early Middle College (11 high schools plus BAISD Career Center)

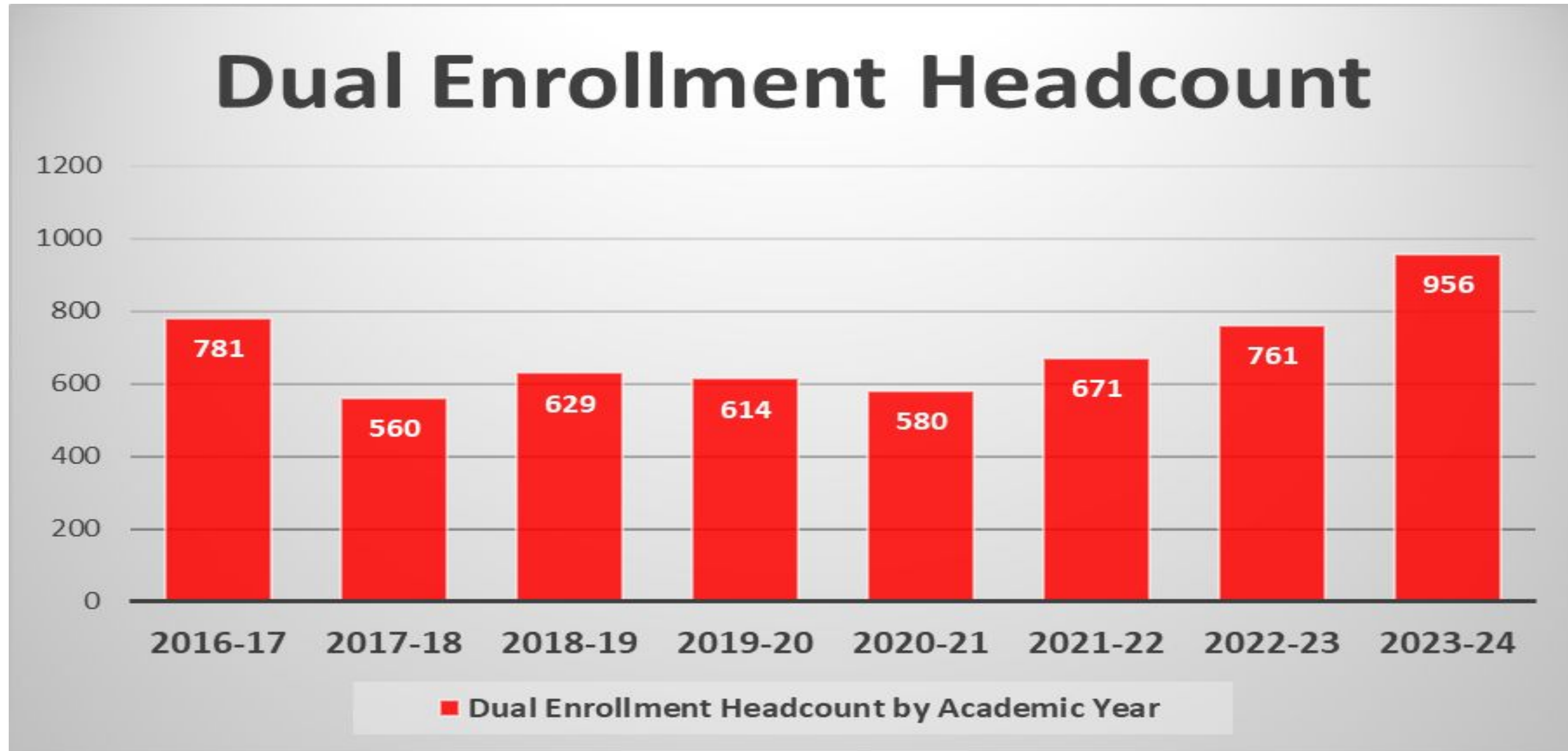


# Potential Challenges

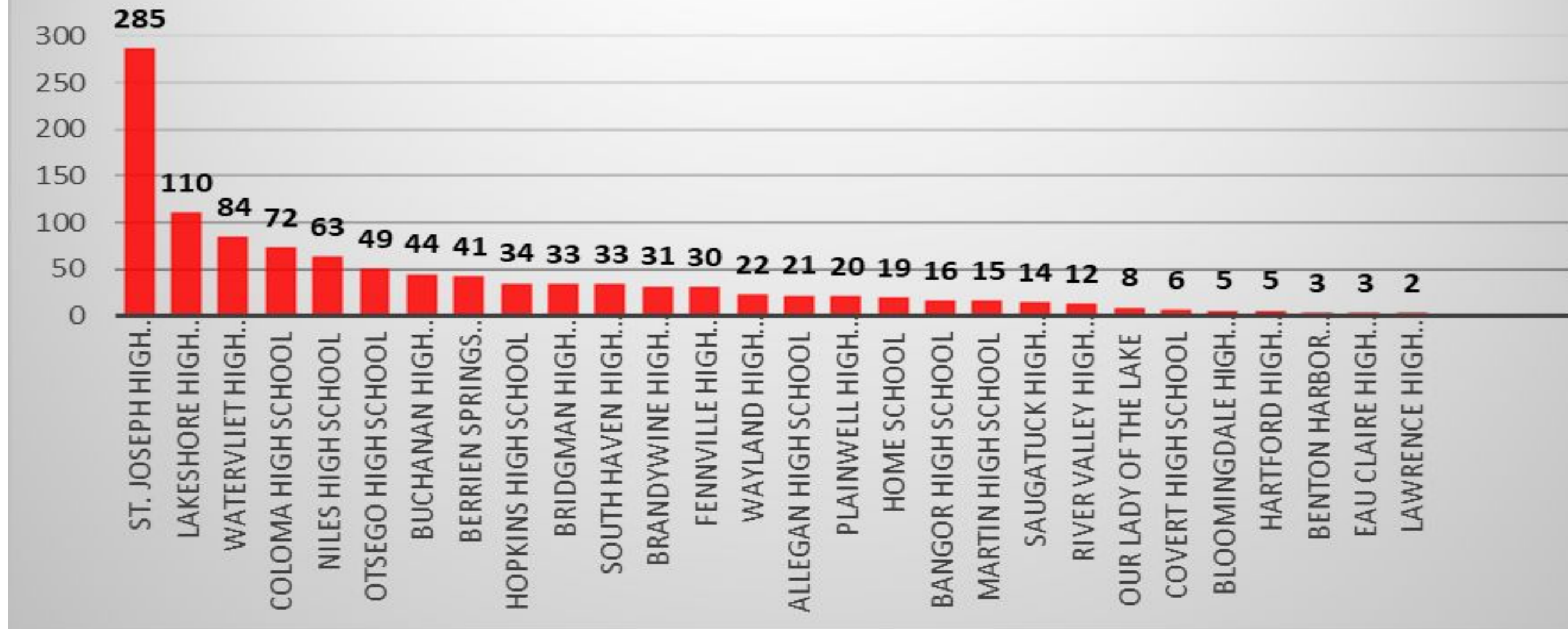
## Potential hurdles to consider and managing change

- Resistance from K-12 *and* community college faculty
- Public perception of higher education
- Shortage of faculty to teach dual enrollment courses
- Funding of dual enrollment courses/programs from state

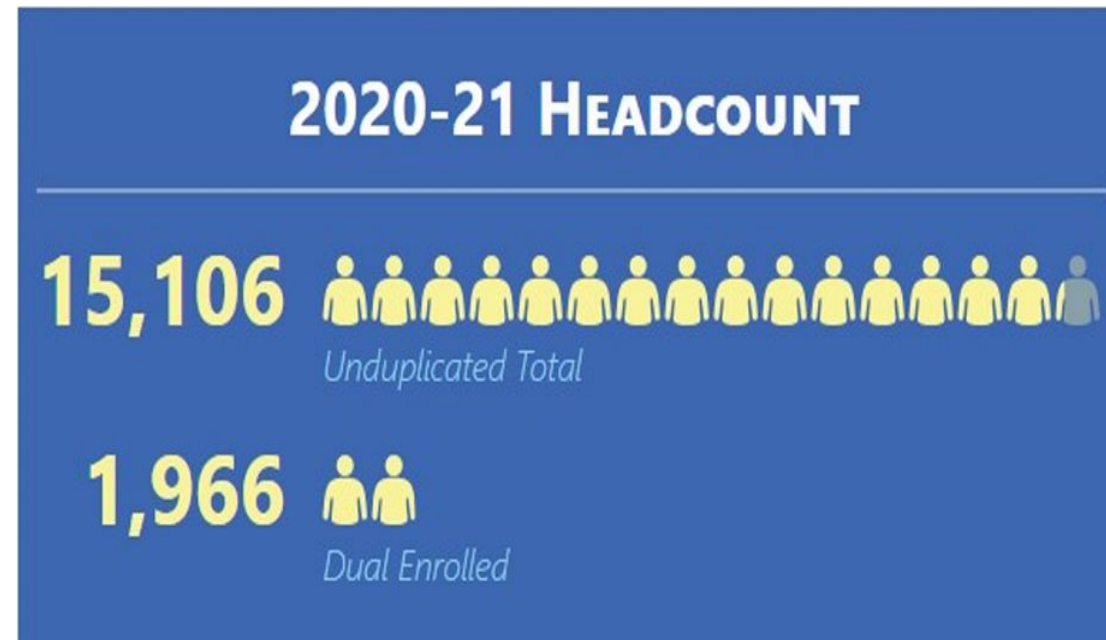
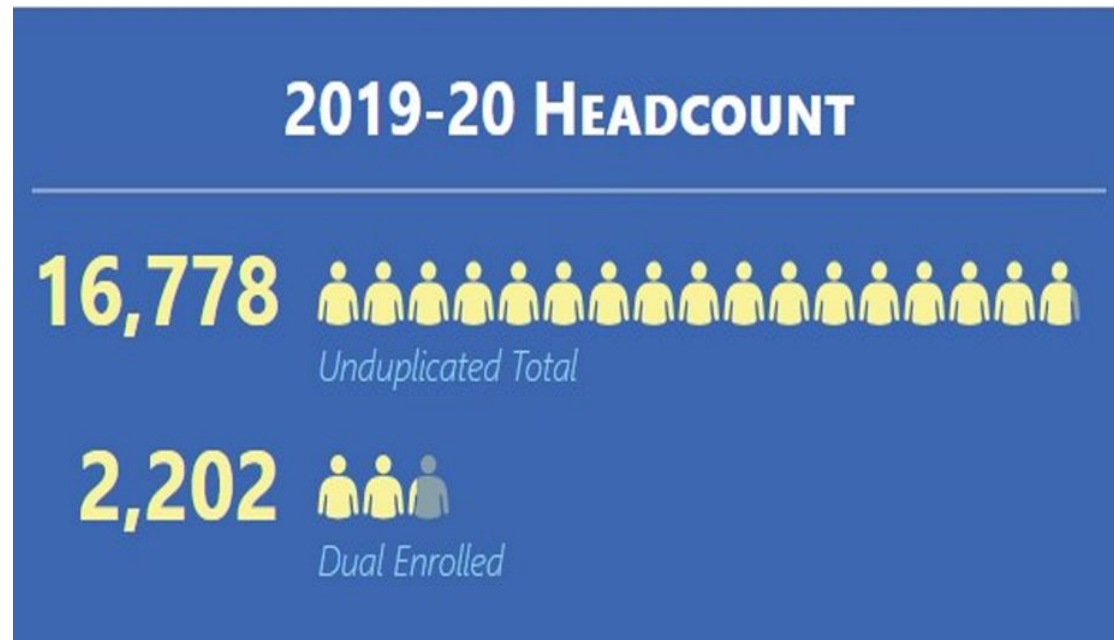




## Number of Dual Enrolled Students by High School 23-24



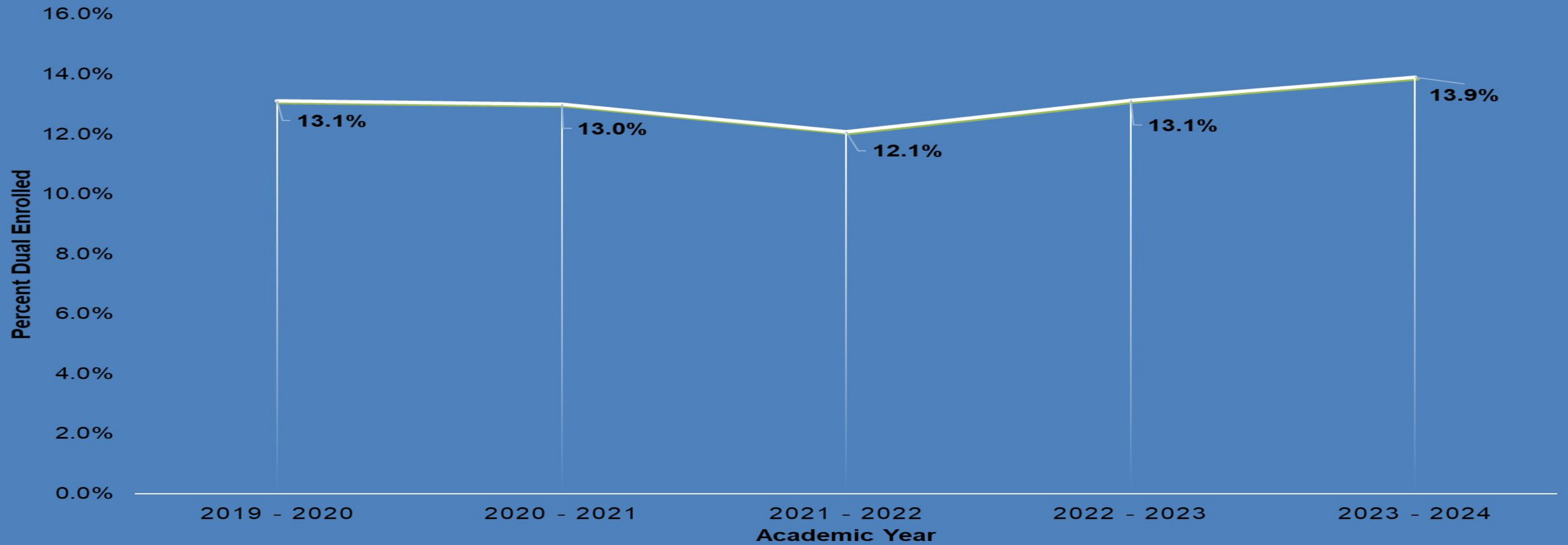
# Dual Enrollment Headcount



# Dual Enrollment Percentage of Total Unduplicated Headcount



## DUAL ENROLLMENT AT LCC: PERCENTAGE OF TOTAL UNDUPLICATED HEADCOUNT



# Recommendations and Takeaways

## 1. Increase Awareness

## 2. Strengthen Partnerships

- Clear communication with high school counselors

## 3. Provide Support Systems (remove barriers)

- Offer transportation, provide computers, food insecurities, mental health services, etc.
- Academic catch-up programs
- Orientation

## 4. Monitor Outcomes

- Meet students where they are
  - Synchronous online/hybrid classes
  - Save seats for asynchronous online classes



# References

The Aspen Institute. (2020). *The Dual Enrollment Playbook: A Guide to Equitable Acceleration for Students*.  
<https://highered.aspeninstitute.org/wp-content/uploads/2020/09/ASP-2020-Dual-Enrollment-Playbook.pdf>

Baker, N., & Shrock, A. (2024, July 1). Kirtland Informational Overview Booklet, Fall 2023 - Winter 2024.  
<https://www.kirtland.edu/wp-content/uploads/institutional-reports-and-documents/Kirtland-Factbook-July-2024.pdf>

The Center for Data Science, Lansing Community College. (2024, August 30). Ellucian Banner Student Records.

MiSchoolData. (n.d.). Dual Enrollment. <https://www.mischooldata.org/dual-enrollment/>

Orians, E. (n.d.). *Michigan High School to College Dashboard*. Michigan Community College Association.  
<https://public.tableau.com/app/profile/erica.orian/viz/MCCAHighSchooltoCollegeDashboard/StatewideContext>

# Contact

- Bentrelle Carroll, Director of Compliance at Lansing Community College: [carrolb5@lcc.edu](mailto:carrolb5@lcc.edu)
- Jon Foco, Director of Business Services at Delta College: [jonathanfoco@delta.edu](mailto:jonathanfoco@delta.edu)
- Kari Klemme, Marketing Strategist at Gogebic Community College: [karik@gogebic.edu](mailto:karik@gogebic.edu)
- LaToya Mason, Ph.D., Dean of Health Sciences at Lake Michigan College: [LMason@lakemichigancollege.edu](mailto:LMason@lakemichigancollege.edu)
- John Thiel, Dean of Arts and Sciences at Kirtland Community College: [john.thiel@kirtland.edu](mailto:john.thiel@kirtland.edu)